


STARTING STEPS

in grammar

JUNIOR B

N.C. GRIVAS



STARTING STEPS

in grammar

N.C. GRIVAS

JUNIOR B

SAMPLE

© N. C. GRIVAS 1996

All rights reserved

No part of this publication may be reproduced, stored in a retrieval system, or transmitted, in any form or by any means, electronic, mechanical, photocopying, recording, or otherwise, without the prior permission of N. C. GRIVAS

Published and distributed by: GRIVAS PUBLICATIONS

HEAD OFFICE

3 Irodotou St. 193 00 - P.O.Box 72 Attiki, Greece

Tel.: +30-210.55.73.470

Fax: +30-210.55.73.076, +30-210.55.74.086

www.grivas.gr

e-mail: info@grivas.gr

Printed July 2011

Layout and illustrations: Bob Barling

Preface

STARTING STEPS in grammar is a two-book series for junior A and B classes.

In this series, the most basic language points and structures are presented in a very simple way, and then practised through a variety of innovative exercises.

The careful step-by-step approach to grammatical phenomena makes pupils feel self-confident, and they therefore gradually develop a good command of the language.

These books can be used on a parallel basis either with the **START NOW!** series or any other coursebook for this level, as the grammatical contents can easily be matched.

It is suggested that pupils should begin **STARTING STEPS in grammar** about two months after starting their coursebook.

N. C. GRIVAS


CONTENTS

LESSON 1: I am, you are, he is, ... [Am I? - I am not]	6
LESSON 2: I have got [I have got - Have I got - I have not got]	10
LESSON 3: 1 Book, books 2 bus, buses 3 baby, babies 4 man, men	14
LESSON 4: 1 The boy's bicycle 2 The boys' bicycles 3 The men's bicycles	18
LESSON 5: Revision	22
LESSON 6: 1 zero, one, two, ... - first, second, ... 2 What's the time, please?	26
LESSON 7: 1 My, your, ... 2 Mine, yours, ... 3 Me, you, ... 4 Go out! Don't go out!	30
LESSON 8: I'm playing [Am I playing? - I'm not playing]	34
LESSON 9: I play, you play, he plays, ...	38
LESSON 10: Revision	42
LESSON 11: I play [Do I play? - I don't play]	46
LESSON 12: I'm playing ↔ I play	50
LESSON 13: Some - Any	54
LESSON 14: He is tall, He is taller, He is the tallest	58
LESSON 15: Revision	62
LESSON 16: to, in, on, at, along, beside, behind, under, by	66
LESSON 17: 1 I will play [Will I play? - I will not play] 2 I'll be 3 I'm going to ...	70
LESSON 18: I played, You played, He played, ...	74

LESSON 19: I played [Did I play? - I didn't play]	78
LESSON 20: 1 I broke [Did I break? - I didn't break] 2 I was 3 I had	82
LESSON 21: General revision	86
LESSON 22: General revision	90
English - Greek Vocabulary	94
Irregular verbs	99

LESSON 1


I am, you are, he is, ...



Hello!
I'm Ben.

This is Tom.
He's ten.

This is Anna.
She's eleven.



This is my house.
It's nice.

These are my parents.
They're very good.

Dad and Mum

Το ρήμα είμαι

Κατάφαση

I	am	[I'm]	= εγώ είμαι
You	are	[You're]	= εσύ είσαι
He	is	[He's]	= αυτός είναι
She	is	[She's]	= αυτή είναι
It	is	[It's]	= αυτό είναι
We	are	[We're]	= εμείς είμαστε
You	are	[You're]	= εσείς είστε
They	are	[They're]	= αυτοί είναι

Ερώτηση

Am I?
Are you?
Is he?
Is she?
Is it?
Are we?
Are you?
Are they?

Άρνηση


I am not	[I'm not]
You are not	[You aren't]
He is not	[He isn't]
She is not	[She isn't]
It is not	[It isn't]
We are not	[We aren't]
You are not	[You aren't]
They are not	[They aren't]



■ Η λέξη *it* (= αυτός, αυτή, αυτό) είναι για ζώο ή πράγμα.

Exercises

1 Fill in I, He, She, It, We, They. [Βάλε I, He, She, It, We, They.]



1 _____ are brothers.



2 _____ is nice.




3 _____ am ten.



4 _____ is eleven.



5 _____ is twelve.



6 _____ are sisters.

2 Fill in: am, is, are.
[Βάλε: am, is, are.]



1 Hello! I _____ Liz.




2 These _____ my two brothers.




3 She _____ an artist.

4 This _____ my cat.




5 These _____ my parents.



6 He _____ twelve.

3 Look at the example and do the same.
[Κοίτα το παράδειγμα και κάνε το ίδιο.]


- | | | | |
|---------------|------------|--------------------|-------|
| 1 Louise | <u>she</u> | 7 my cat | _____ |
| 2 my parents | _____ | 8 Jim and Karen | _____ |
| 3 a mouse | _____ | 9 my brother and I | _____ |
| 4 his wife | _____ | 10 Mr Porter | _____ |
| 5 Mrs Brown | _____ | 11 her sister | _____ |
| 6 his brother | _____ | 12 a house | _____ |



4 Write the short form, as in the examples.
[Γράψε το σύντομο τύπο, όπως στα παραδείγματα.]

- | | | | |
|--------------|---------------------------------|----------------|---------------------|
| [He is] | 1 He's _____ my brother. | [You are] | 4 _____ silly. |
| [She is not] | 2 She isn't a good girl. | [They are not] | 5 _____ my parents. |
| [It is] | 3 _____ a mouse. | [We are] | 6 _____ friends. |

5 Look at the example and do the same.
[Κοίτα το παράδειγμα και κάνε το ίδιο.]



- 1 This is his family.
a **Is this his family** _____ ?
b **This is not his family.** _____

- 2 This is her dog.
a _____ ?
b _____



- 3 They are brothers.
a _____ ?
b _____

- 4 She is ten.
a _____ ?
b _____

6 Write the words in the correct order.
[Γράψε τις λέξεις στη σωστή σειρά.]



1 my / is / this / brother
This is my brother.




2 is / your / he / doctor




3 he / not / artist / is / an



4 you / ill / are



5 a / is / machine / new / it



6 name / Rex / is / its



7 it / mouse / is / a



8 not / are / brothers / they



7 Tick (✓) the words that go with the pronoun given in each box.

[Σημείωσε με (✓) ποιές λέξεις αντιστοιχούν στην αντωνυμία που δίνεται σε κάθε κουτί.]

He	She	It	We	They
the map	Margaret	the fish	Karen and Jim	the bananas
September	the lamp	the boy	Jane and I	the dog and the cat
Mr Brown ✓	my sister	the boat	my father and I	his parents
the machine	the ball	the tent	the boys	my book
John ✓	the tomato	the tables	Anna and you	Frank and I

Starting Steps in Grammar is a two-book series for junior A and B classes.

The most basic language points and structures are presented in a very simple way, and then practised through a variety of innovative exercises.

The careful step-by-step approach to the grammatical phenomena employed, makes children feel self-confident, and they gradually develop a good command of the language.

These books can be used on a parallel basis with either the **START NOW!** series or any other coursebook, as the grammatical contents can easily be matched.